









Washing Instructions *Aprons*

First Use:

- Always wash the apron before the first use.

Washing instructions as indicated on the label:

	Wash at a temperature of up to 40°C in a regular washing cycle.		For white fabrics: The garment should not be treated with bleach. This means it should only be washed with detergents for coloured and delicate laundry.
	Iron moderately hot, i.e., up to a maximum of 150°C..		For coloured fabrics: The garment can be treated with chlorine and also with oxygen bleach (e.g., heavy-duty detergents).
	Drying in the tumble dryer is possible at a moderate temperature (up to 80°C)		The garment can be cleaned with perchloroethylene, hydrocarbon, R113, and R11 solutions.

TIPS:

- Wash as soon as possible after soiling. This gives the stain the least chance to adhere to the fabric.
- If the clothing is very dirty, use a prewash program. You can also treat the stains by hand with a product that complies with the guidelines before washing.
- Dose the detergent according to the instructions on the packaging, taking into account the water hardness and the machine's load capacity.
- Most washing machines work best with a full drum. It ensures the most efficient, clean wash. For a cotton program, fill the drum until there is about a fist-height remaining. For delicate materials, fill half of the drum. Keep in mind the maximum weight your machine is designed for.